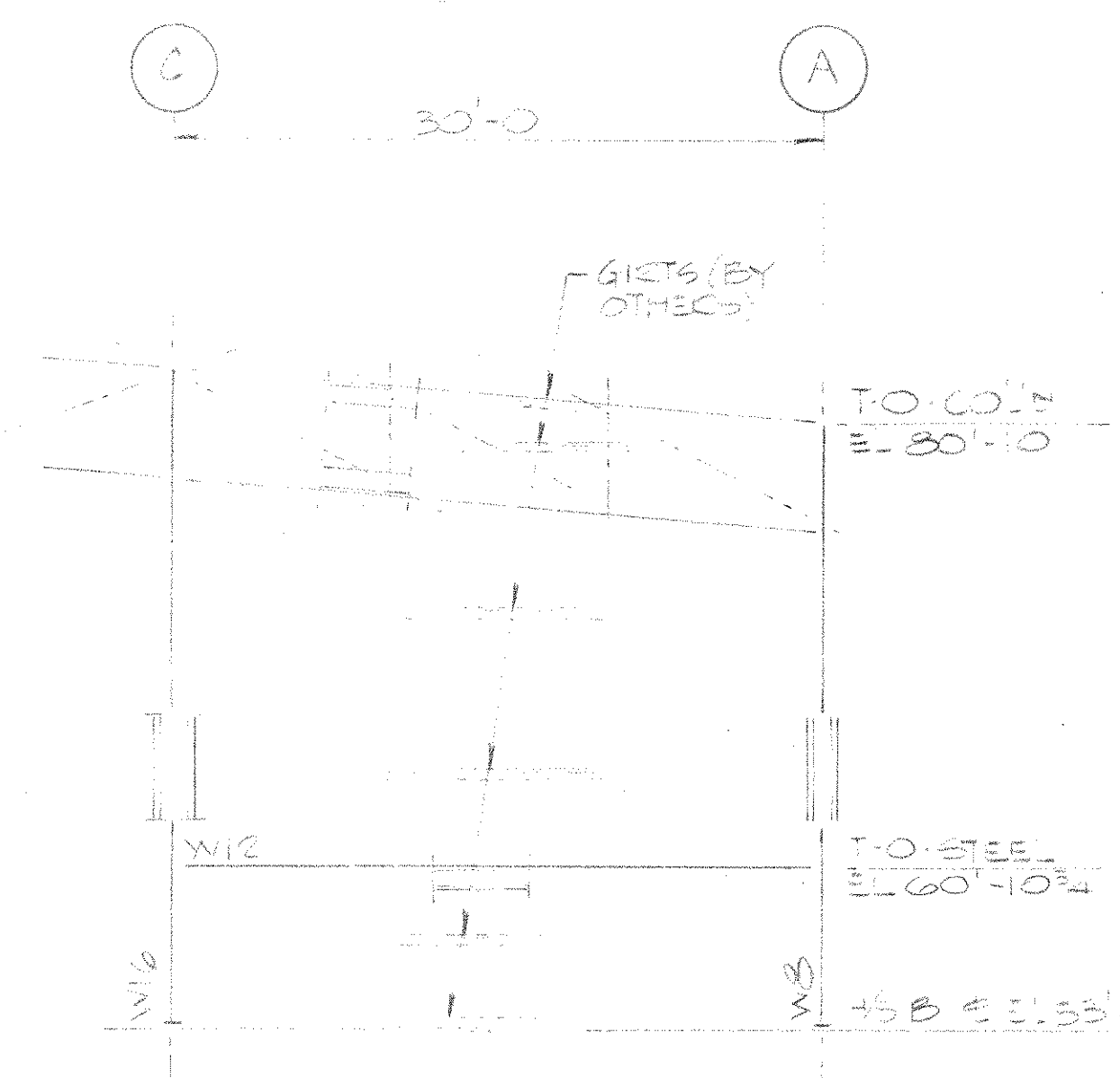
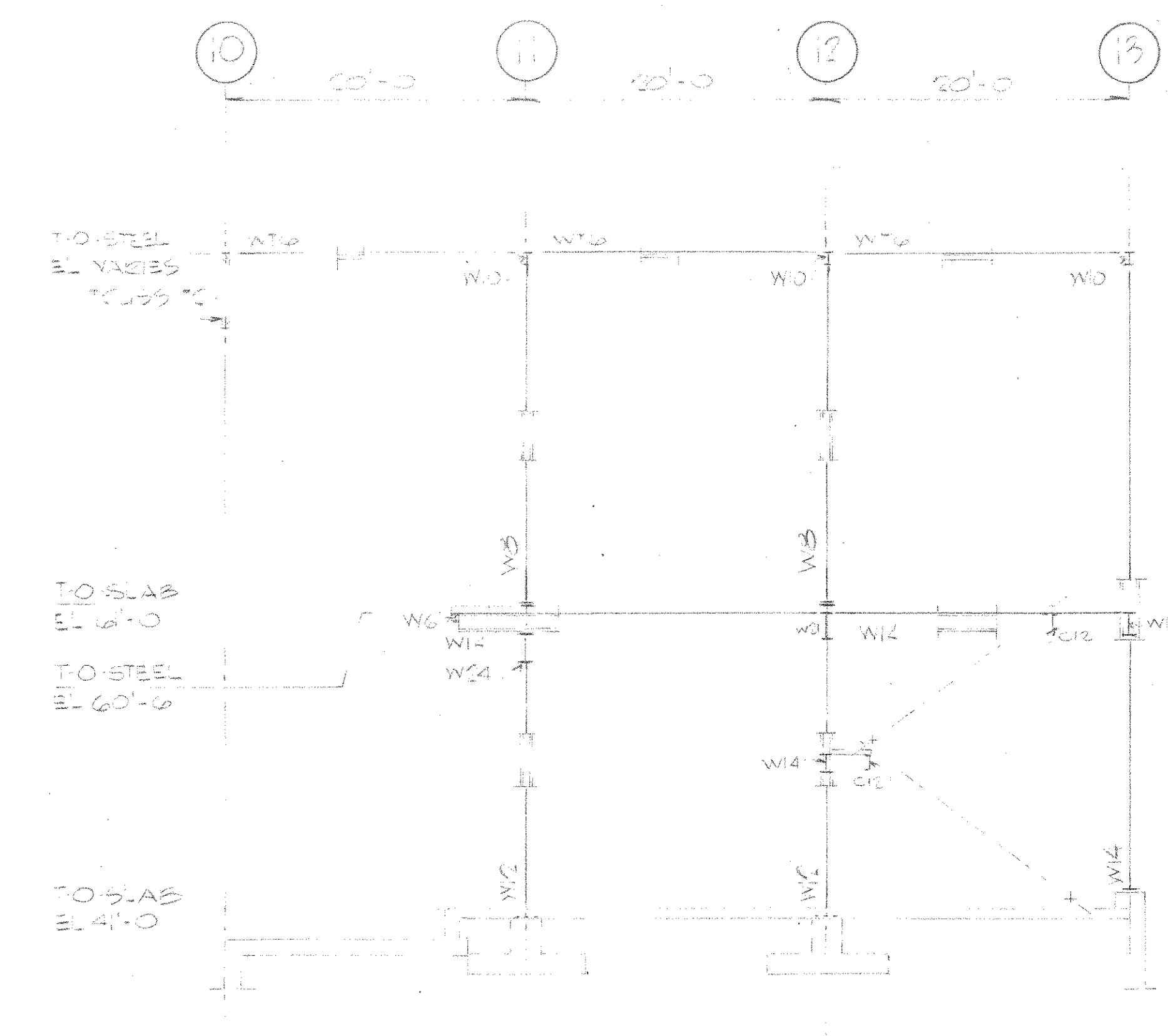


ELEVATION ON COLUMN LINE 11

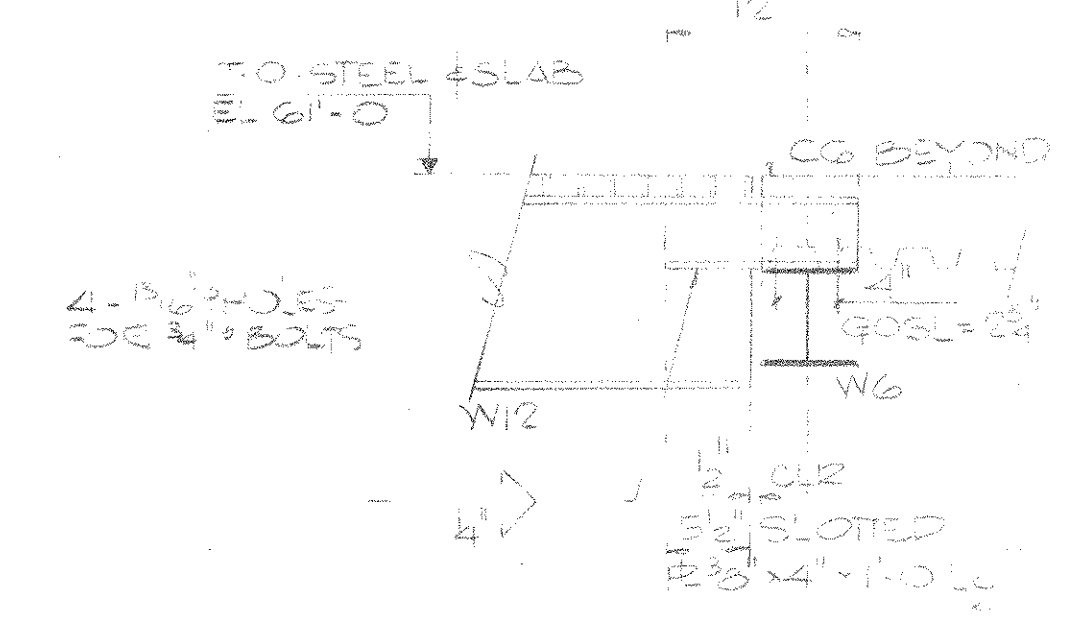


ELEVATION ON LINE 10

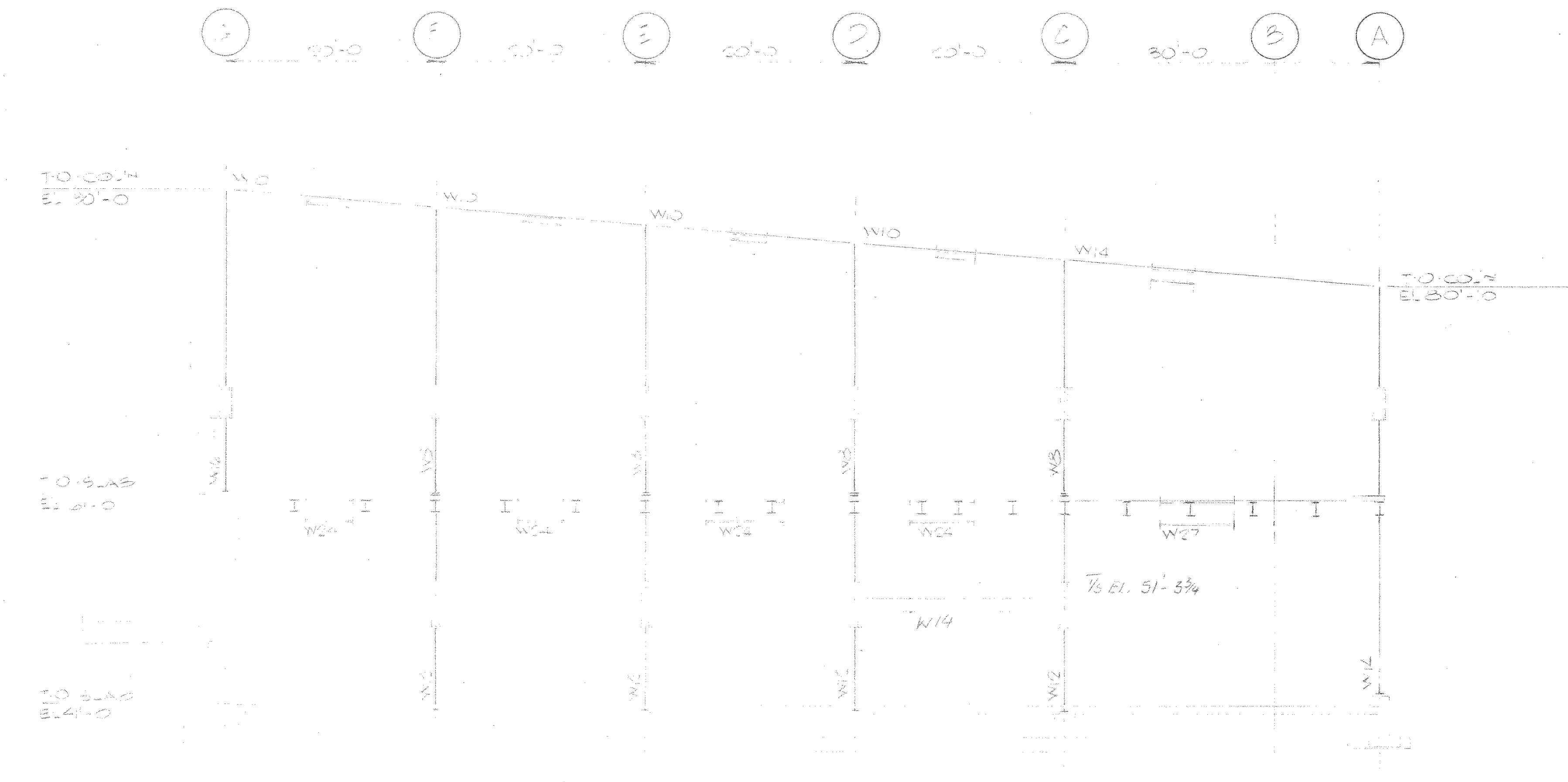


SECTION A
4301-004


BEAM CONNECTION TABLE									
SECTION	ANGLE	SIZE	THK	WELD	NO. OF BOLTS	NO. OF WASHERS	NO. OF PLATES	NO. OF GUSSET PLATES	NO. OF OTHERS
W10x13	L6x4x3/8	2	3/8"	3/16"	3/4"	2			
W12x9	L3x3x1/4	2	3/8"	3/16"	3/4"	4			
W14x30	---	2	3/8"	3/16"	3/4"	4			
W14x38	---	2	3/8"	3/16"	3/4"	4			
W14x43	---	2	3/8"	3/16"	3/4"	6			
W18x46	---	2	3/8"	3/16"	3/4"	6			
W24x62	---	2	11/2"	3/16"	3/4"	8			
W4x68	---	2	11/2"	3/16"	3/4"	10			
W24x94	L3x3x1/4	2	11/2"	3/16"	3/4"	10			GOSL=24, 3/4"
W27x02	L4x3x1/4	2	17/2"	3/16"	3/4"	12			GOSL=24, 3/4"
W14x34	L3x3x1/4	2	5/8"	3/16"	3/4"	4			GOSL=24, 3/4"
W14x26	L3x3x1/4	2	5/8"	3/16"	3/4"	4			GOSL=24, 3/4"
W16x31	L3x3x1/4	2	5/8"	3/16"	3/4"	4			GOSL=24, 3/4"



SECTION C
4301-004



SECTION B
4301-004



TYPICAL BEAM CONNECTION DETAIL

3	ORIGINAL TRANSFERRED TO C.S.I.	NOV 19/86	KL
2	C.F. O. ADDS		
1	BEAM CONNECTION TABLE REVIEWED	NOV 26/86	
0	CHECKED & ISSUED FOR CONSTRUCTION	AUG 13/86	

TEMPORARY PERMIT NO. 771
TO PRACTICE ENGINEERING IN
THE STATE OF MARYLAND

W.P. LONDON AND ASSOCIATES LIMITED
CONSULTING ENGINEERS
NIAGARA FALLS

HARFORD COUNTY RESOURCE RECOVERY FACILITY - HARFORD COUNTY, MARYLAND

ELEVATION, SECTIONS & DETAILS

Consumat Systems, Inc.
RICHMOND, VIRGINIA U.S.A.

SCALE: 1/4" = 1'-0"
DATE: AUG 13 1986
DRAWN: [Signature]
CHECKED: [Signature]
APPROVED: [Signature]

DRAWING NO. [Blank]
SHEET [Blank] OF [Blank]